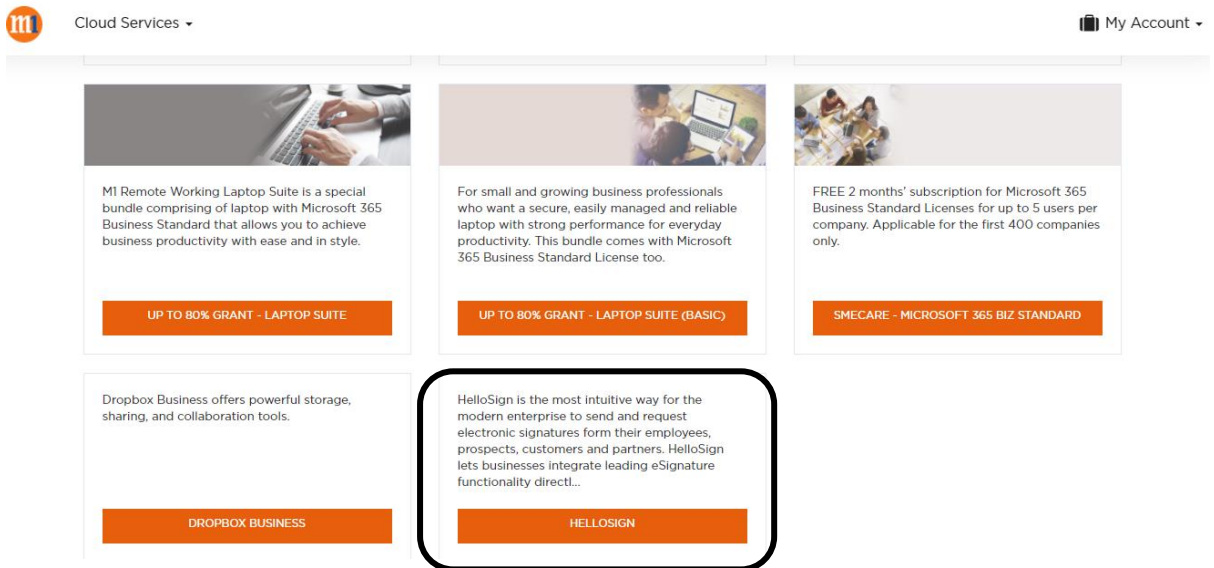


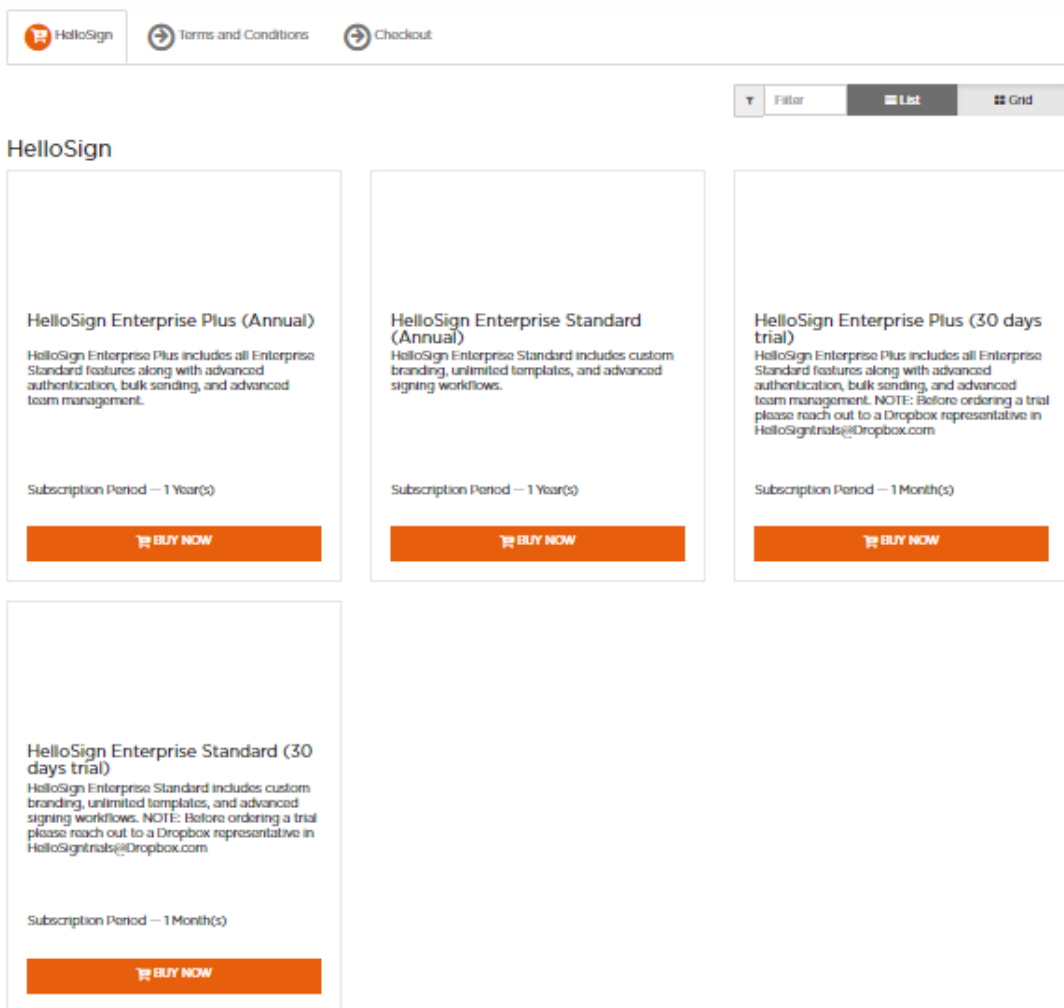


New customers without SME Hub account and who wants to purchase HelloSign via Online Store:

1. Go to <https://smehub.m1.com.sg/store>
2. Click on the “HelloSign” Icon



3. Select the price plan and click on “Buy Now” button.





- Configure your HelloSign subscription by adding on additional licenses or SKUs.

HelloSign
Terms and Conditions
Checkout

Configuration

HelloSign ▾

HelloSign Resources

Additional Resources	Setup	Subscription	Additional		Price
HelloSign for Salesforce Integration + CPQ Add-on <small>(empty description)</small>	0.00 SGD	205.92 SGD	-	0 unit +	0.00 SGD
HelloSign for Salesforce Integration Add-on <small>(empty description)</small>	0.00 SGD	68.64 SGD	-	0 unit +	0.00 SGD
HelloSign Enterprise Standard (Annual) <small>(empty description)</small>	0.00 SGD	247.10 SGD	-	5 unit +	1,235.52 SGD

CANCEL
CONTINUE

- Click on “Continue” to read and accept the T&C of SME Hub
- Fill up all the Company details and Click “Place Order” with Credit Card

My Account

Are you already a customer?

Yes No

Account Information

authorized officers first name

authorized officers last name

authorized officers email address

Please make sure to provide a valid email address. It will be used for login.

authorized officers mobile number

work address

Please make sure to provide a valid work address. It will be used for login.

phone number

+65

create password

Generate Show

VERY IMPORTANT: 7 characters minimum, including letters in different cases and digits! Please details.

confirm password

Company Information

company name

country

state/province

zip / postal code

Please check this field.

city

Please check this field.

address line 1

address line 2 (optional)

www/URL

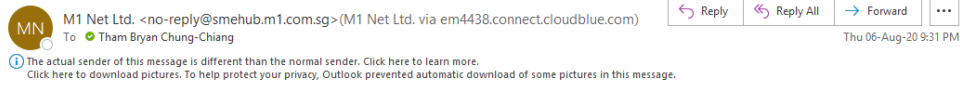
Payment Method

CANCEL
PLACE ORDER



- Once account is activated by M1, an email notification will be send to authorised officers and complete “HelloSign” setup or access via SME Hub <https://smehub.m1.com.sg/cp>

Additional information is required to process your request



Hello Bryan Tham,

Additional information is required to process your request

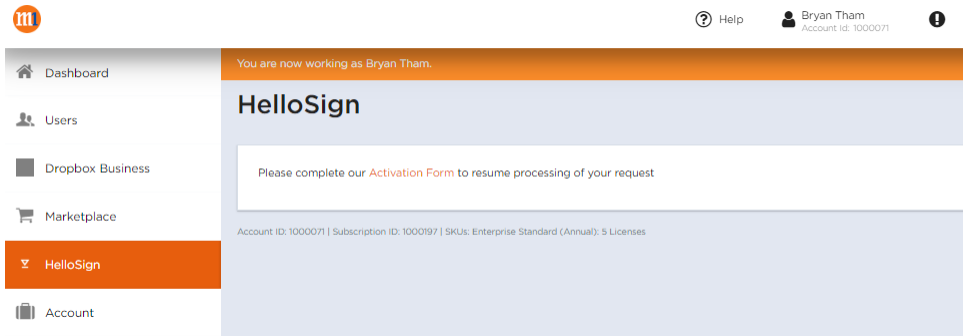
Please complete our [Activation Form](#) to resume processing of your request

Request ID: PR-7998-0627-3437-001

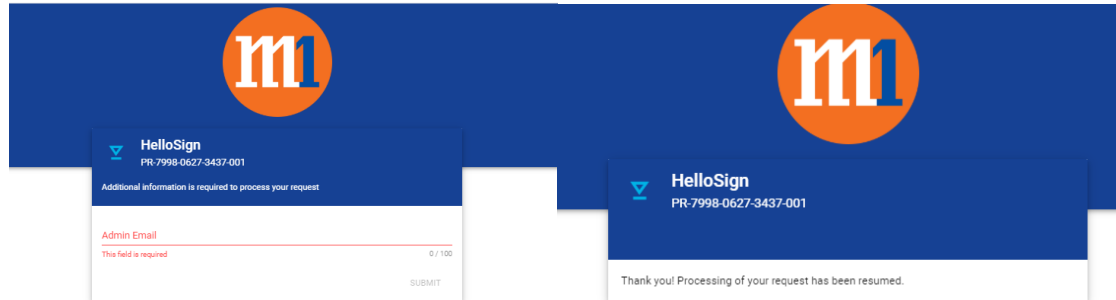
Regards,
M1 Net Ltd.

Disclaimer

The email you received (including any attachment) is intended for the recipient(s) named above and may contain information that is confidential to M1 Limited. Any use of the information (including, but not limited to, total or partial reproduction, distribution or dissemination in any form) by persons other than the intended recipient(s) is prohibited. If you are not an intended recipient of this email, please notify the sender immediately and delete it.



- Fill up the Admin Email who will be the administrator of HelloSign and Click on “Next”






9. Go to <https://smehub.m1.com.sg/cp> and login
10. Click on the “HelloSign” Icon on the left navigation
11. Check on subscription information and documentation and FAQ

You are now working as Bryan Tham.

HelloSign

You will shortly receive an email from HelloSign with further instructions on how to activate your account.

 **HELLOSIGN**
a Dropbox Company

Thank you for choosing HelloSign as your eSignature provider!

Your HelloSign Enterprise account has been provisioned and you should have received an "Enterprise Quote" activation email from HelloSign. Please look for this email with the subject line, "Thank you for choosing HelloSign!" and follow the instructions to finalize the activation process.

Your subscription information:

- Team ID: testTeamId
- Email: thambj1@gmail.com

Please note that although your Subscription is active, after accepting the activation quote you will still need to take a moment to add your team-members for the first time. You can do so by following these steps:

- Accept the activation quote (as mentioned) and navigate to your Teams page (available on the left navigation bar)
- Invite your team-members by entering their email into the invite form
- Invite as many team-members as you like up until the number of licenses you have provisioned. You can always return to this page later and adjust the members of your team or invite additional members (up until your license limit).
- Once a team member is invited they will receive an email they will need to accept in order to join the team and begin using the platform.

Thank you and enjoy HelloSign!

DOCUMENTATION

[HelloSign FAQ](#)
[Open](#)

SUBSCRIPTION INFORMATION ACTIVE

Expires
Aug 6, 2021

Automatic Renewal
 Enabled